



GRAPHIC DESIGN
TRAINING INSTITUTE

UI UX DESIGN COURSE

ADOBE XD

FIGMA

ADOBE PHOTOSHOP

ADOBE ILLUSTRATOR

Become a CERTIFIED
UI UX DESIGNER & Professional



Certified UI UX Designing Course
| Adobe XD | FIGMA
Adobe Photoshop | Adobe Illustrator



DESIGNING COURSE
DURATION 4/6 MONTHS



Original Fees Rs. 69,990

Special Limited Offer

Fees: Rs. 37,990

Duration 4 / 6 Months

CLASSROOM TRAINING



Certified UI UX Designing Course

| Adobe XD | FIGMA | Adobe Photoshop | Adobe Illustrator |
PORTFOLIO CREATION | INTERVIEW PREPARATION



Real Classes Images

Why Should you Learn from Softpro?

1. **32 Years** Experience (Estbl. 1992 Softpro Academy)
2. **100% Practicals in Classroom with Assignments**
3. You Create & **Work on Live Projects.**
4. **Learn from Experienced Professionals & Experts**
5. Faculties have REAL Life Experience
6. **Small Batches 7 Students** leads to **Personal Attention**
7. Simple & Easy to Understand Course Material
8. **You have Classroom Training & Learn from Anywhere**
9. Highly Experienced & **Industry Expert Faculty.**
10. **100% Job Assistance**
11. **Dedicated Placement Team**



Get Training on



www.graphicdesigningcourses.in



Certified UI UX Designing Course

| Adobe XD | FIGMA | Adobe Photoshop | Adobe Illustrator |
PORTFOLIO CREATION | INTERVIEW PREPARATION



CERTIPOINT
AUTHORIZED TESTING CENTER



Get Training on
AUTHORISED
Training Software

UI/UX Design COURSE LAYOUT



-  **Part 1** of the Course trains you from Basic to the Expert Level UI UX Skills where you learn the Adobe XD, Figma, Adobe Photoshop & Adobe Illustrator
-  **Part 2** of the Course helps you Build a Professional Portfolio from Day 1. You get to Develop your project to perfection by the end of the Course
-  **Part 3** - Emphasis on LIVE PROJECTS. Every Session is dedicated to Live Projects - where Your faculty will keep tweaking and correcting your assignments & projects. This will further make you an Advanced UI UX Designer in terms of experience, knowledge & expertise!
-  **Part 4** of the Course: Faculty will guide you to Upload your Entire Portfolio online where Your hard work & expertise will be available for the world to see!
-  **Part 5** of the Course will Concentrate on INTERVIEW PREPARATION which will help you get better internships and jobs!



Certified UI UX Designing Course

| Adobe XD | FIGMA | Adobe Photoshop | Adobe Illustrator |
PORTFOLIO CREATION | INTERVIEW PREPARATION



Real Classes Images



Course Highlights :

- ✓ Professional & **Simplified** E-Books
- ✓ Access to Missed Lectures
- ✓ Live Classroom Training
- ✓ 100% Practicals
- ✓ Portfolio & Interview Preparation
- ✓ 100% Internship Opportunities
- ✓ Life Time Access of Sessions
- ✓ Certified Faculty
- ✓ Regular & Fast-Track Batch
- ✓ 100% Placement Assistance
- ✓ Dedicated Placement Team



Get Training on
AUTHORISED
Training Software



Career Scope →



Salary
15k-45k
per month



Certified UI UX Designing Course

| Adobe XD | FIGMA | Adobe Photoshop | Adobe Illustrator | PORTFOLIO Creation | INTERVIEW Preparation



DESIGNING COURSE

DURATION 4/6 MONTHS

The demand for UX designers is steadily increasing. LinkedIn even ranked UX design as one of the Top 5 in demand skills as of 2022.

UI UX design can be a very Good Career, providing Ample Opportunities & a Competitive Salary. There are, in fact, quite a few benefits to a Career as a UI Designer. ... Websites, Apps, and Software are everywhere now, so UI Designers have a Very Real Influence on the Look and Feel of the Digital Space.



SOFTWARE YOU LEARN

- ADOBE XD™
- ADOBE PHOTOSHOP™
- ADOBE ILLUSTRATOR™
- FIGMA™
- BEHANCE™ Portfolio

Module 1 – Design Thinking Process

Design Thinking process

Difference between UI/UX Design

Understanding Project brief

Visual Design Vs Interaction Design

Module 2 – USER RESEARCH

What is User research

How to carry out interviews for user research

Research Analysis

How to Analyse User statements

Understanding Goals and Frustrations

Module 3 – User Journey Analysis

Affinity Analysis

How to create User Persona and Scenarios

User Journey and Story Board

Understanding Mental Model and Cognitive load

UX Laws

Module 4 – Introduction to Wire-framing

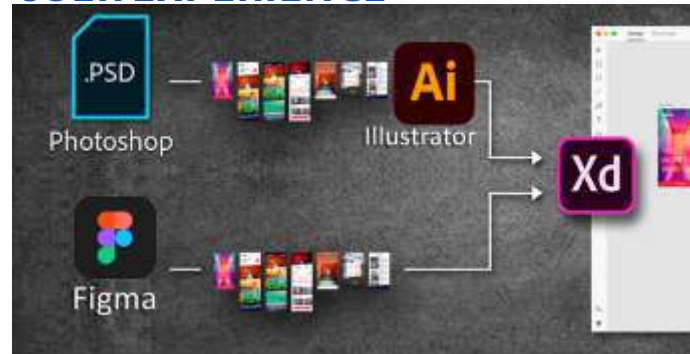
Grids and Layouts

Designing Mock Screens

Understanding Wireframes & Creating different

Types of wireframes

USER INTERFACE USER EXPERIENCE



Easy EMI

13000



9833900330

9930375161

Certified UI UX Designing Course

| Adobe XD | FIGMA | Adobe Photoshop | Adobe Illustrator | PORTFOLIO Creation | INTERVIEW Preparation

Module 5 – User Journey Flow chart

User flow creation
Navigation patterns
Sitemap creation



DESIGNING COURSE
9833900330 | 110

Module 6 – UI Design Principles

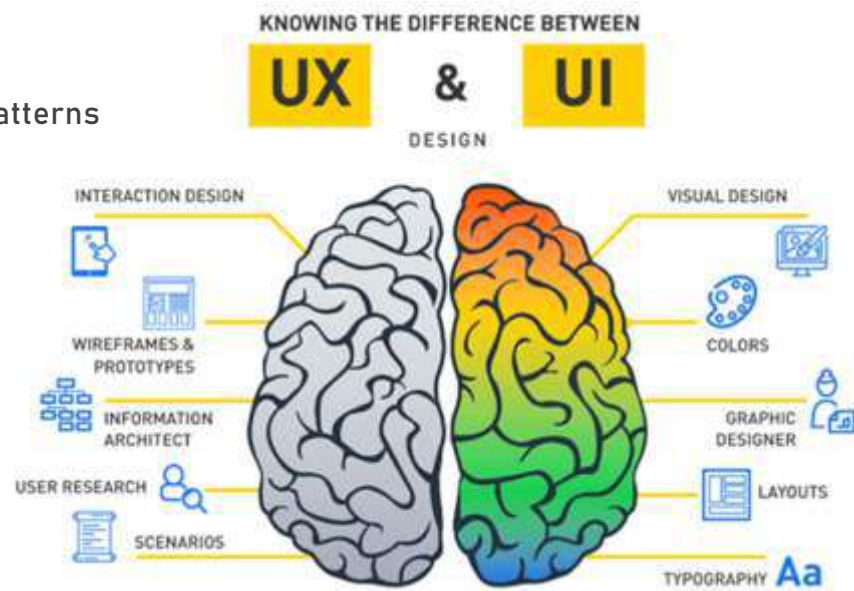
Android v.s. IOS
Understanding prototype animations
Designing for Mobile App, Desktop
Understanding and conducting the Heuristic Evaluation

Module 7 – Paving User Flows

User flows
Understanding & creating Navigation Patterns
Sitemap Creation
Mental Model in UX design
Creating User journey maps

Module 8 – High Fidelity Design

High fidelity wireframes
UI components
Understanding Wireflow
Introduction to Google Material Design
Core UI Design Concept
Interaction design



Module 9 – Interaction Design Principles

Interaction design
Understanding UX Laws and Significances
UX writing
Affordances & Signifiers



9833900330
9930375161

Certified UI UX Designing Course

| Adobe XD | FIGMA

Adobe Photoshop | Adobe Illustrator

Module 10 – ADOBE XD

Understanding Tools and Features of Adobe XD
Best UI/UX Design Reference on web
Examples of Good and Bad UI
UI Design and its Resources



DESIGNING COURSE
9833900330 | 110

Module 11 – Adobe XD: VISUAL Design

Understanding Color Psychology
How to use Colors in UI
Understanding and Creating Moodboard
(Brand Guidelines) Typography
Various plugins and resources for Colors and Typography



Module 12 – Adobe XD Designing MOCKUP

Designing mock screens in Adobe XD
Prototyping in Adobe XD
Introduction to Various Triggers
Actions and Proto Typing Functions
Signifiers and Affordance (Scrutiny Process)
A/B Testing

Attend a
DEMO
Class

Module 13– ADOBE PHOTOSHOP Essentials

Tools and Features
Tips and Tricks
Images Manipulations and Color Corrections
Practical Implementation



Module 14 – Visual Design Practical

Applying Color and Typography to screens
How to Improve your Visual Design
Aesthetic key Components
Useful plugins to create User Interface

Original Fees 69,990

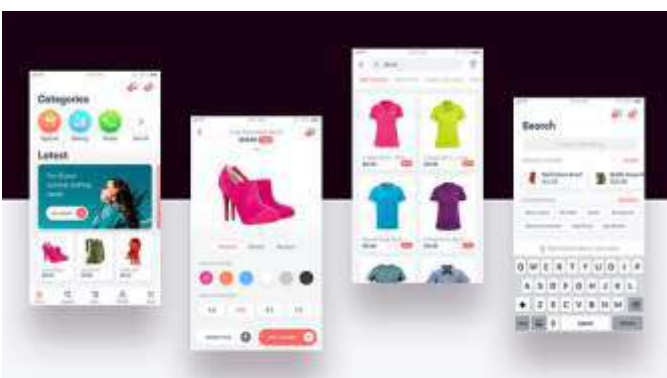
Special **Limited** Offer

Fees: Rs. 37,990 All Inclusive

Duration 4 Months



9833900330
9930375161



www.graphicdesigningcourses.in | 9833900330

Certified UI UX Designing Course

| Adobe XD | FIGMA | Adobe Photoshop | Illustrator | PORTFOLIO Creation | INTERVIEW Preparation

Module 15 – FIGMA

Figma is a powerful design tool that helps you to create anything from websites, apps / applications, logos, and much more. By learning to use Figma, you'll take your first steps into User Interface Design and User Experience Design.



In this module, we cover the Figma interface and where you can find powerful tools like constraints to make your designs responsive, and components to build a library of design elements to use throughout your projects.

Beginner to FIGMA MASTER

Create clickable prototype screens in Figma

Learn how to create a mini design system in Figma

- Build a StyleGuide
- Working with Frames
- Working with Shapes
- Drawing Icons using the Pen Tool
- Drawing Shapes Using the Pencil Tool
- Working with Text
- Masking Images and Shapes
- Importing Icons and other Graphics
- Working with Color
- Working with Styles
- Setting up Components
- Using Constraints for Responsive Design
- Working with Version Control | Master Figma while gaining hands-on experience, you will learn how to design and prototype in Figma with confidence!



FINAL PROJECT

You will be working on Mobile Application Project throughout your course.

The project will start from Day 1 itself, where your Faculty will tell you how you work on the project. In the end, this is the project which we will help you showcase in your Design Portfolio.



9833900330
9930375161

Certified UI UX Designing Course

| Adobe XD | FIGMA | Adobe Photoshop | Illustrator | PORTFOLIO Creation | INTERVIEW Preparation

Module 16 – ADOBE ILLUSTRATOR

Create SHAPE Design
Designing Elements / VECTOR
ICONOGRAPHY
TEXT TYPOGRAPHY



DESIGNING COURSE
9833900330 | 110

Module 17 – USER INTERFACE DESIGN

TYPES OF BUTTON
ART BOARD
WEB GRID / PIXEL

Module 18 –Color Psychology

How to use colors in UI
Creating mood board
Creating color palettes
Wireframes refinement based on Heuristic Evaluation
Understanding color psychology



Module 19 – Advance Portfolio Creativity

Understanding different Portfolio Platforms
Articulation of Thinking Process
Design Strategy
Execution Description

Original Fees 69,990

Special **Limited** Offer

Fees: Rs. 37,990 All Inclusive

Duration 4 / 6 Months

INTERVIEW & JOB READY SKILLS

Module 20 – Preparation for Interview

Portfolio Review
Portfolio Presentation
How to create a perfect UI UX Designer Resume

Module 21 – Mock Interview

Tips and tricks on how to Crack UI UX
Design Interview
Mock Interview



Portfolio - Adobe Behance



Behance is the world's largest creative network for showcasing and discovering creative work.
Behance, part of Adobe, is the leading online platform to showcase & discover creative work.
Creative people around the world join Behance, entering a community made with their original work!
You will showcase your work in the form of profiles comprised of Your Projects!
You will learn how to Create a profile on Behance Portfolio, Tools and features of Behance portfolio.
Creating Portfolio. Articulation of Thinking Process, Design Strategy and Execution Description.
How to perfect meta tagging of project. **Finally have your entire Portfolio Online for the world to see.**

www.graphicdesigningcourses.in | 9833900330



Certified UI UX Designing Course

| Adobe XD | FIGMA | Adobe Photoshop | Illustrator |
PORTFOLIO Creation | INTERVIEW Preparation

9930375161 | 9833900330

"CLASSROOM & ONLINE TRAINING AVAILABLE"

DADAR & MATUNGA WEST CENTRE ADDRESS

DADAR & MATUNGA ADDRESS:

B/2, Vimal Udyog Bhavan, 1st Floor,
Nr Mahalaxmi Society, Manmala Tank Rd,
Opp. MOVIE TIME Cinema,
7 Min Walk from MATUNGA Rd (West) Station,
12 Min from Dadar W Stn. Mumbai-400016. 9833900110 / 9833900330



**CLASSROOM
TRAINING**



**Original Fees
Rs. 69,990**

**Special Offer
Fees: Rs 3?990**

**All Inclusive
Duration
4/6 Months**

SAVE 40%



ANDHERI WEST CENTRE ADDRESS

ANDHERI WEST ADDRESS:

PEARL PLAZA, 7th Floor, Office No.704,
Masjid Gali, 1 Minute from Station.
JUST OUTSIDE ANDHERI WEST STATION.
NEXT to new Mc-Donald. Call 9324347326



CAREER OPTIONS

You can work your way up from UX designer to UX manager and then to UX director. This path can also lead you to become the VP of user experience. You'll take on a more business-oriented role and be involved in recruitment, resource allocation, and team motivation.

- **UX Manager**
- **UX Designer**
- **Creative Designer**

Advancing your UX design career can mean becoming a Manager, Advancing within Design, Freelancing, Consulting, or switching to a related UX role.

- **Senior Lead UX Designer**
- **Freelancing UX Designer**
- **UX Consultant**
- **UX Researcher**

**Attend a
DEMO
Class**

Experience in the Training Industry Training Industry since over 29 years

- 100% Practical, Safe & Professional learning environment.
- Certified & Qualified Instructors with Industry Experience.

Call for Inquiry

9930375161 | 9833900330



**Dadar
9930375161**

**ANDHERI West
9833900330**

**Matunga West
9833900335**



Certified UI UX Designing Course

| Adobe XD | FIGMA | Adobe Photoshop | Illustrator | PORTFOLIO Creation | INTERVIEW Preparation

Original Fees
Rs. 69,990

Special Offer
Fees: Rs 3?990
All Inclusive
Duration
4/6 Months

SAVE 40%



The course is a combination of both UX & UI. The curriculum is designed in a way to keep it industry standard to teach you things which are most required as a UX UI Designer.



Who can opt for a UI UX course?

This course is for anyone who wants to up skill themselves to get more opportunities in their career and is interested in creative problem-solving.

Students and Working professionals from any stream of Engineering/ Commerce/ Arts/ MBA/ Graphic Design/ Fashion Design/ Architecture **can apply** for admission in the Certified UI UX Design Course.

- College Students
- Professionals
- Graphic Designer
- Web Developer
- Engineer



Attend a
DEMO
Class

We have almost 900+ learners who started their journey as UX UI Designer from Scratch without any past knowledge in design.



Do I need any UX experience to attend the course?

UI UX Design from Scratch course requires no previous UX knowledge or experience. People attending the UI UX design course come from a range of different backgrounds. **Our Students are College Students to Working Professionals. We teach everything from scratch and prepare you for the industry.**



Is this course for you?

The Course aims to Create a Strong Foundation for Anyone who wants to Start a Career in Design. **Thus, anyone can join this course regardless of their profession.**



Are there any Assessments, Projects & Interviews conducted at the end of the design course?

YES.

Throughout the course, the Faculty is constantly evaluating Your Assignments & **Giving you Actionable Assignments, Feedback** to improve. In Your certificate at the end, we provide you with detailed visualization about your strengths, Your Portfolio & Interview Skill Sets

100% Job Assistance



Dadar
9930375161

ANDHERI West
9833900330

Matunga West
9833900335

Call 9833900330 | 9930375161



Certified UI UX Designing Course

| Adobe XD | FIGMA | Adobe Photoshop | Illustrator |
PORTFOLIO Creation | INTERVIEW Preparation

9930375161 | 9833900330

"CLASSROOM & ONLINE TRAINING AVAILABLE"

Original Fees
Rs. 69,990

Special Offer
Fees: Rs 3?990
All Inclusive
Duration
4/6 Months

SAVE 40%



Pay via Bank NEFT

SOFTPRO COMPUTER EDUCATION
Bank Name - HDFC BANK
Account Number - 50200024892324
IFSC Code - HDFC0001114
Branch - Matunga West

Original Fees 69,990

Special **Limited** Offer
Fees: Rs. 3?990 All Inclusive
Duration 4/6 Months

Dadar
9930375161

ANDHERI West
9833900330

Matunga West
9833900335

Pay **Credit Card** / Debit Card at the Institute
Pay by **CASH** at the Institute

Easy EMI
13000



9833900330
9930375161



Certified UI UX Designing Course
| Adobe XD | FIGMA | Adobe Photoshop | Illustrator |
PORTFOLIO Creation | INTERVIEW Preparation

Why only Rs. 37,990

Original Fees : **Rs. 69,990** (All Inclusive)

Original Fees
Rs. 69,990



Rs. 37,990

All Inclusive

Limited Time Offer



Special Offer

Fees: **Rs 37990**

All Inclusive
Duration
4/6 Months

SAVE 40%



VISIT FOR "EARLY BIRD" OFFERS



Why only Rs. 37990 for **ALL 21 Modules** ?

1. We OWN our training premises ! We don't pay rent.

We don't have to include the rent cost in your fees !!!

2. We are NOT a franchisee.

We don't need to pay franchisee fees to anyone.

So, We don't have to include franchisee fee cost in your fees !!!

3. No unnecessary theory classes.

Only necessary theory, 90% Practicals and more practicals.

Thus, saving your precious time going through mind numbing theory classes.



9833900330
9830375161

Dadar
9930375161

ANDHERI West
9833900330

Matunga West
9833900335



Certified UI UX Designing Course
| Adobe XD | FIGMA | Adobe Photoshop | Illustrator |
PORTFOLIO Creation | INTERVIEW Preparation

9930375161 | 9833900330
"CLASSROOM TRAINING"

Original Fees
Rs. 69,990



Special Offer
Fees: Rs 3?990

All Inclusive
Duration
4/6 Months

>>> CLICK TO WATCH VIDEO OF OUR
BATCHES >>>

SAVE 40%



VISIT FOR "EARLY BIRD" OFFERS
"FURTHER OFF" GIFT VOUCHER

Dadar
9930375161

ANDHERI West
9833900330

Matunga West
9833900335










Best Education, Honest Fees



Real Student Images

StoryBoarding
VIDEO EDITING
Visual Effects
3D ANIMATION
INTERNSHIP



EXPLORE OUR OTHER COURSES



Training Since 1992



ANIMATION | VFX | VIDEO EDITING | GRAPHICS

3D Animation Training Institute

**Post-Production | 3D Animation |
Visualization | Conceptualization |
Storyboarding | Character Animation |
VFX Effects | Video Editing | Modelling**



3D Animation | MAYA | VFX | AFTER EFFECTS | Video Editing

**100% Job Assistance
Become a
Certified
3D Animation
Professional**



Adv. 2 Year Diploma in 3D Animation & Multimedia

| 3D-Max | MAYA | Character Animation | Graphics
| Video Editing | Visual Effects | Digital Art | Storyboarding

EXPLORE THE CREATION OF EXISTING OPPORTUNITIES

*Enjoy each step along the way
that takes you into the unknown
space.*

- **Visualization**
- **Pre-production**
- **Production**
- **Post-production**

**MOST
POPULAR**

**2024
NEW
Syllabus**



Easy EMI

Rs. 18000

**2024
NEW
Syllabus**



@softpro.animation.academy

📞 **9930375161 | 9833900330**

★★★
**100% JOB
ASSISTANCE**
★★★

Adv. 2 Year Diploma in 3D Animation & Multimedia

**| 3D-Max | MAYA | Character Animation | Graphics
| Video Editing | Visual Effects | Digital Art | Storyboarding**



Who Can do this Course?

**Anyone wanting a “Life & Career”
in Graphic Design & Animation**

- **10th Std Students**
- **12th Std Students**
- **Under Graduates**
- **Graduates & Designers**

**2024
NEW
Syllabus**

Course Is Ideal For :

- 10th Std, HSC, Under Graduates, Graduates
- Job & Career Seekers
- Media Advertising Professionals
- Freelancers, Digital Marketers & Web Designers

Anyone wanting a “Life & Career in Design & Animation”

with

INTERNSHIP

**2024
NEW
Syllabus**



@softpro.animation.academy



📞 9930375161 | 9833900330

Easy EMI

Rs. 18000

'AD3DA' COURSE CONTENTS : 11 DIPLOMAS

Module-1 Diploma in SKETCHING

Module-2 VISUALIZATION, SKETCHING & 2D STORY BOARDING

Module-3 Advanced GRAPHICS Diploma Digital ART

Module-4 2D Animation - Adobe ANIMATE™

Module-5 Diploma in AUTODESK 3D MAX - STUDIO 3D ANIMATION

Module-6 Diploma IN CHARACTER ANIMATION

Module-7 Diploma in Visual FX - Adobe AFTER EFFECTS

Module-8 Diploma in Video Editing - Adobe PREMIERE

Module-9 Diploma in Sound Editing Audition

Module-10 Diploma in 3D ANIMATION BLENDER™

Module-11 MAYA : Rigging, Skinning, Animation & Expressions

FINAL PORTFOLIO CREATION & Digital Marketing Skills for Personal Branding

Duration : 2 years | Regular | Fast Track Available |

11 Courses
Diplomas

GLOBALLY
BENCHMARKED
CURRICULUM
100% Job Assistance



Easy EMI
Rs. 18000

Get Training on
 **AUTHORISED**
Training Software

CERTIPOINT
AUTHORIZED TESTING CENTER
www.certipoint.in





Be a Master VFX, Motion Graphics, 3D ANIMATION AD3AD 2 YEAR DIPLOMA

INTERNSHIP



Where do 3D Animators & Motion Designers Work?

Animators, Graphic and Multimedia Designers typically work in Agencies, Motion picture offices, Computer systems and Software companies and Advertising agencies.

This industry also had a very high percentage (59%) of self-employed workers this year, indicating that remote work arrangements are very possible in this field.

JOBS & POSITION

- Video Editing Jobs
- Visual Development Artist jobs.
- 3D ANIMATION Jobs
- Digital Art Director jobs.
- Graphic Illustrator jobs.
- 3D Artist jobs.
- Freelancing jobs.
- Background Artist jobs.
- User Interface Manager jobs.
- Creative Art Director jobs.
- Marketing Graphic Designer jobs.



@softpro.animation.academy

Easy EMI

At Rs.18000

Experience in the Training Industry Training Industry since over 32 years

- 100% Practical
- Certified & Qualified Instructors with Industry Experience.



9833900330
9930375161

Be a MASTER in 3D Animation AD3AD 2 YEAR DIPLOMA
3D ANIMATION | MAYA | VFX | VIDEO EDITING | BLENDER



Adv. 2 Year Diploma in 3D Animation & Multimedia

| 3D-Max | MAYA | Character Animation | Graphics
| Video Editing | Visual Effects | Digital Art | Storyboarding



Diploma in Graphic Designing DIGITAL ART (In-depth & Advanced)

1. Adobe Photoshop™
2. Adobe Illustrator™
3. Adobe In-Design™
4. Vector Graphics™
5. Adobe Dimension™ - Product & Packaging Designing.
6. PORTFOLIO Creation
7. Social Media Branding (Instagram, YouTube, LinkedIn)
8. Digital Art (Canva™ PRO)
9. Interview Preparation
10. AI TOOLS - Adobe Firefly, Adobe Express
11. CERTIFICATION ISO-2001 Govt. Recg

Trained Over 13,959+ Students since 1992



BE AN EXPERT >> CAREER OPTIONS

- Graphic Designer
- Photoshop specialist
- DTP Operator,
- Advertising Designer
- Layout Artist
- Web Image Editor
- Fashion Designer
- Packaging & Product Designer
- Digital Illustration
- Visualizer
- Logo Designer
- Banner Creator
- Social Media Graphic Designer
- Freelancing Graphic Designer
- Graphic Consultant
- Media Researcher



**Attend
a DEMO
Class**



Experience in the Training Industry Training Industry since over 30 years
•100% Practicals •Certified & Qualified Instructors with Industry Experience

**2024
NEW
Syllabus**

**Advanced
3d Animation
MAYA
Character
VFX After Effects
Video Editing
Sound Engg.
Graphic
Storyboarding**



ALL INCLUSIVE
✓ 2 Year Program
✓ Advance Modules
✓ 11 Certificates
✓ 18 % GST Included
✓ Books & Notes
✓ Live Projects



**www.3danimation
institute.com**

**Dadar West
9930375161**

**Matunga West
9833900330**

**Andheri
9820936176**

☎ 9930375161 | 9833900330

Be a MASTER in 3D Animation AD3AD 2 Year DIPLOMA

3D ANIMATION | MAYA | VFX | VIDEO EDITING | BLENDER



STORY-BOARDING for Motion Graphics

Learn to Use timeless animation principles to create interesting and dynamic animations. Motion graphics concepts, workflows, & best practices Theory of Motion Animation - to animate text, photos, video, add sound. Concept of 3D models and animations.

● Process of storyboarding:

In the film industry, storyboards are used to plan out an entire movie, shot by shot, before filming begins. The storyboard for Scene One opens with a sketch of what the first shot, or camera angle, will look like. The next shot, from a different angle, is shown in the next image on the storyboard - you will learn to understand these concepts.

● Storyboard Essentials:

Storyboards are essential because they help studios define the parameters of the story within the required resources and time. And that's the best way to guarantee a smooth production process. If the animated video is complicated, it will take a lot of time and a larger budget to produce - you will learn to understand these concepts.



Animated Storyboard

An animatic is an animated storyboard—a slideshow of images depicting movement. To create an animatic, make a rough draft animation, usually with sound effects or music, giving filmmakers an idea of what the final animation or live-action sequence will look like.

Elements of Shoots:

Each shot of a storyboard captures several key elements: subject, background, camera shot, and the camera's movement.

Within a shot is the subject, the central character or object of a frame, and the foreground and background of a shot.

Digital Storyboard:

Storyboards are visual representations that aid in the the creation process of digital storytelling. Storyboards layout images in sequential order to create the the flow of the production. You will also learn the technical aspects and explanations of design



Easy EMI
Rs.18000

**“Be an Expert in Motion Graphics, Video Editing
Compositing, Visual Effects, Sound Editing”**



Adv. 2 Year Diploma in 3D Animation & Multimedia

| 3D-Max | MAYA | Character Animation | Graphics
| Video Editing | Visual Effects | Digital Art | Storyboarding



2024
NEW
Syllabus

**2 Year
Diploma**



Dadar / Matunga
9930375161

ANDHERI West
9833900330

Matunga West
9833900335

Why Should you Learn from Softpro?

YOU get an ISO CERTIFIED Certification

1. 30 Years Experience (Estbl. 1992 Softpro Academy)
2. 100% Practicals in Classroom with Assignments
3. You Create & Work on 75+ Live Projects.
4. Learn from Professionals & Experts
5. Faculties have REAL Life Experience
6. Small Batches leads to Personal Attention
7. Simple & Easy to Understand Course Material
8. You have Recorded Lectures - Lifetime Access
9. Highly Experienced & Industry Expert Faculty.
10. Friendly, Supportive, Patient & Qualified Faculty.
11. Easy Installment Facility.
12. 100% Job Assistance

www.3danimationinstitute.com



Trained Over 13,959+ Students since 1992



[softpro.animation.academy](https://www.instagram.com/softpro.animation.academy)

9930375161

9833900330



ADVANCED
3D ANIMATION
MAYA
CHARACTER
VISUAL EFFECTS
VIDEO EDITING
SOUND ENGG.
GRAPHIC
SKETCHING



ALL INCLUSIVE
☒ 2 Year Program
☒ Advance Modules
☒ 11 Certificates
☒ 18 % GST Included
☒ Books & Notes
☒ Live Projects



**www.3danimation
institute.com**

Dadar
9930375161

ANDHERI West
9820936176

Matunga West
9833900330

3D MAX Animation Module



3ds Max training course

This course provides the foundational skills for using 3ds Max. You learn how to use **AutoDesk 3ds Max's tools for creating architectural Modeling and Animations**. This 3ds Max training class includes detailed coverage of the interface and proper workflow for setting up 3ds Max projects.

Students will learn:

- Introduction to 3ds Max
- 3D in **PRODUCTION** workflow
- 3D process overview: **Understanding Modeling, Materials, Animation, And Rendering**
- 3ds Max interface overview
- Creating objects
- 3D objects from 2D/ 3D shape
- Transforms: position, rotation, and scale
- Managing objects: layers, hide, and isolate
- Introduction to materials
- Adding **Lights and Cameras**
- **Rendering**
- More complex objects: Modifiers
- Introduction to polygon **MODELING**: Vertex, Edge, Poly Sub-objects
- More complex materials: UVW coordinates
- **MAPS AND MATERIALS**
- Texture unwrapping and painting
- Introduction to animation
- **KEYFRAME ANIMATION**
- Animating lights and cameras
- **RENDERING animation sequences**
- Editing and compositing **animation footage**



Benefits of this course

Small classes, limited to 5-7 students.

100% hands-on training. Every student gets their own computer to follow along.

Most affordable 3D ANIMATION class. #1 ANIMATION class in Mumbai.

Learn tricks that will separate you from the average ANIMATION PROFESSIONAL user.

Conveniently located in City centre near PRIME station. Expert Autodesk Certified Instructor with more than 10 years of experience using and teaching 3D MAX & MAYA.

This course is designed for STUDENTS & Professionals who are seeking to learn 3D tools for creating renderings, whether for Movie Studio, Architectural, Game design, or Animation. **No previous experience with 3D is needed.** (Photoshop Knowledge is a must)

FREE Trial Class

ADVANCED
3D ANIMATION
MAYA
CHARACTER
VISUAL EFFECTS
VIDEO EDITING
SOUND ENGG.
GRAPHIC
SKETCHING



**2 Year
Diploma
with
Internship**



**www.3danimation
institute.com**

MOST POPULAR

"CALL"
Dadar West
9930375161
Matunga West
9833900330

Character Animation Module

Character Animation Fundamentals in 3ds Max demonstrates the basic principles of character animation that help bring simple 3D characters to life. Starting with an overview of the character rig, the course provides guidelines for creating strong poses and explains how to animate from pose to pose in an organized fashion.

The course also covers locomotion—animating realistic gestures, walks, and runs; explores the basics of facial expressions and culminates with an animated scene built entirely from scratch.

Students will learn:

Topics include:

- Posing digital characters
- Creating stock poses,
- Understanding forces,
- Character Motion, Secondary
- Key framing initial poses
- Animating Weight Shifts
- Pose-to-pose Transitions
- Animating walks and runs
- Adding personality to a walk
- Animating facial movement: Blinks, Head Turns,
- Mouth Movement, **Animating an entire scene**



Get Training on
AUTODESK
Authorized Software

FREQUENTLY ASKED QUESTIONS -

What materials does the course comes with?

The courses will come with a great textbook, which is yours to keep.

How big are your classes?

All classes are of 5 to 11 students.



It is a **Classroom Course** held at our Mumbai location.

Why is the tuition much lower than other schools?

Our tuition is much lower than other training providers because we have optimized our business processes to ensure quality training at a reasonable price. As a smaller school with lower overhead we are able to provide a great class and better value to our students. We believe that education should be affordable and reach out to all students.

What are your instructors like?

We only hire the best instructors. Our instructors are all 3D MAX Certified Instructors with over 10 years of experience using and teaching 3D Animation & Maya.

Why should I choose your training over other Providers?

Choosing a training provider can be tough choice.

We all claim to offer the best value, in terms of price, features & training. The Technical Institute of Softpro offers the lowest price, one of the best rate. As a Mumbai licensed school and Accredited business we can honestly say what we offer is the truth and you can verify it.



**2024
NEW
Syllabus**

"Be an Expert in Motion Graphics, Video Editing Compositing, VFX, Post PRODUCTION"



ADOBE PREMIERE PRO Students WORK on skills such as starting a project, making cuts, post-production workflow, sound design, media management, basic effects, and other advanced concepts.

VIDEO EDITING Adobe Premiere

Editors hold one of the most critical roles in the film making industry. Filmmakers rely on an editor's storytelling and digital editing skills to shape the narrative of their story in post production and to polish their films.

Editors are not solely limited to the film industry; they work in many areas of media, including news, ads, documentaries, television, and web series.

ADVANCE LEVEL

- Premiere Pro - Software Essentials
- Creating a Montage (Theory)
- How to efficiently log footage, project, Editing
- Audio/Implement audio and perform audio mixing
- How to correctly export your project with the appropriate settings
- Intermediate Sound/Advanced audio mixing techniques
- Creative Storytelling/Be a better storyteller.



Adobe Premiere Pro Training Class - Introduction: Course Topics

Understanding digital video: foundations for Premiere Pro editing



Understanding Video Settings



Input & output formats
Dimensions, Framerate & Pixel aspect ratio
Online and social media video standards
Understanding Timecode
Learning the Premiere Pro interface

Understanding The Default Workspaces

Switching and resetting Premiere Pro workspaces
Working with Premiere Pro panels
Application tools, Setting preferences
Using the PROJECT PANEL
Understanding media management & creating and organizing bins
Using the media browser panel,
Previewing clips: hover scrub vs source monitor, Transcoding video



The Cuts-only Editing Methodology: Continuity Editing

A Roll vs. B Roll, Cut-ins and cut-aways; cutting on action
Working with multiple video tracks,
Trimming clips in the Premiere Pro source monitor
Making insert and overwrite edits, Using the timeline editing tools



MASTER in 3D Animation AD3AD 2 YEAR DIPLOMA
3D ANIMATION | MAYA | VFX | VIDEO EDITING | BLENDER

"Be an Expert in Motion Graphics, Video Editing Compositing, Visual Effects, Sound Editing"

MOST
POPULAR



ADOBE AFTER EFFECTS will get you started using After Effects powerful tools for creating a wide range of Visual and Audio effects. Our classes are led by Experienced Motion Graphics Professionals who have background with Broadcast, Film, and Online Media Production.

**VFX:
AFTER
EFFECTS**

**ADVANCE
LEVEL**

- Design Theory
- Animating
- Titles
- Compositing
- 2D Animation
- 3D Animation
- Keyframing
- Effects
- Green screen



- Visual Effects Workflow
- Chroma Keying in After Effects
- Motion Tracking
- Motion Stabilization with After Effects
- 3D Camera Tracking
- Time Remapping Video
- Screen and Critique



After Effects Training Class - Course Modules



Digital Video basics in Adobe After Effects

Analog versus digital, Frame rate and resolution, Defining motion Graphics

Using the After Effects Interface, Understanding the After Effects panel system

Media Management, Importing media files, Importing Photoshop and Illustrator files

Previewing footage, Previewing stills and video, Previewing audio

Trimming a video clip, Using the **Interpret Footage** dialog box

Looping an audio or video file, Using Layers in Adobe After Effects

Layer basics, Layer options, Creating a layer solid, Understanding the layer switches

Time stretch and frame blending, Nesting compositions/layers using precomps

Using keyframes in Adobe After Effects, Animation of layer properties using keyframes

Using layer parenting to ease repetition, **Understanding motion paths**

Working with layer blending, Controlling the speed of animations

Using text in Adobe After Effects, Creating text, Character palette, Paragraph palette

Animating text with keyframes, Animating text using presets, Using Bridge with After Effects

Masking and alpha channels in Adobe After Effects

Masking, Animating masks, Working with alpha channels, Track matte,

Using Effects in Adobe After Effects, Animating effects...and much more.



Easy EMI

Rs. 18000

9833900330

9930375161

MASTER in 3D Animation AD3AD 2 YEAR DIPLOMA
3D ANIMATION | MAYA | VFX | VIDEO EDITING | BLENDER

"Be an Expert in Motion Graphics, Video Editing Compositing, VFX, Post PRODUCTION"



Advance VFX: AFTER EFFECTS

ADVANCED AFTER EFFECTS

We believe in a hands-on approach that allows students to gain experience in After Effects, while training them as storytellers as well. We find that the best approach to students gaining experience is for them to create and work on their own projects.

During the course students will finish 4 projects that become more challenging as the course progresses.

- Character Animation
- Animation Presets
- Effects
- ROTOSCOPY
- COLOR CORRECTION
- 3D MOTION WITH CROMA
- MATTE COMPOSITING
- FINAL EFFECT



● 3D Capabilities of AFTER EFFECTS

3D layers, 3D Transform properties

Animating 3D layers, Lights

Rendering from a composition

Creating render templates,

Exporting a project file

Visual Effects Workflow

Chroma Keying in After Effects

Motion Tracking, Motion Stabilization

3D Camera Tracking, Time Remapping Video

USING AFTER EFFECTS CLONING TOOLS

● ROTOSCOPING VIDEO FOOTAGE

CREATING ENVIRONMENTAL EFFECTS

Fog, Smoke, Mist, Wind

Precipitation. Fire, Heat Distortion

Explosive Effects

● **ADVANCED AFTER EFFECTS**

● **RENDER QUEUE USAGE**



● **Final Project Submission**



www.3danimationinstitute.com

Easy EMI

At Rs.18000

MASTER in 3D Animation AD3AD 2 YEAR DIPLOMA
3D ANIMATION | MAYA | VFX | VIDEO EDITING | BLENDER

Advanced
3d Animation
MAYA
Character
Visual Effects
Video Editing
Sound Engg.
Graphic
Sketching

3D Animation | MAYA | Module

MAYA is a **high-end 3D software** that is used heavily throughout the **entertainment industry**. It allows 3D artists to create the elaborate computer-generated environments and **stunning digital characters** seen in today's **blockbuster films** and **AAA game titles**.

This Course is designed to build a strong foundation for working with the major areas of this extremely robust application. While various industries and studios use Maya for slightly different purposes, the core tools and work flows remain the same, and the collection of courses in this path are designed to help you build those core skills.

MAYA Training Class - Course Topics

- Basic Modeling
- Model Detailing
- Model Finishing and Delivery
- Laying out Uvs
- Materials and Textures
- Rigging for Animation
- Animation in Maya
- Dynamics in Maya
- Lighting and Rendering



Detailing the Drone Body

Modeling the Support Structure
Building the Motors
Detailing the Bottom of the Drone
Modeling: Camera Assembly Base
Materials, Textures, and Rendering

UV Mapping Workflows in Maya

Working with Shading Network Connections

Using Textures with Shading Networks
Solving Unique Shading Problems

Rigging in Maya

Course Overview

Well Begun is Half Done: **Planning and Rigging Basics**

- Creating the Spine and Controls
- Creating the Rig: Legs, Feet, and Shoulders
- Creating the Rig: Arms and Hands
- Skinning, Painting Weights
-

Animation Fundamentals

MAYA ANIMATION

- Playback Controls and Time Slider
- Animation Preferences
- Basic of Keyframes and Animation
- Understanding the Graph Editor
- Using the Time Editor
- Visualize Tools
- Create Animation That Follows a Path
- Learn MASH Animation Toolset
- Previewing Animations in Real-time



**2024
NEW
Syllabus**



ALL INCLUSIVE
☒ **2 Year Program**
☒ **Advance Modules**
☒ **11 Certificates**
☒ **18 % GST Included**
☒ **Books & Notes**
☒ **Live Projects**

Get Training on
AUTODESK
Authorized Software



**www.3danimation
institute.com**



**M AUTODESK[®]
MAYA[®]**

ADVANCED
3D ANIMATION
MAYA
CHARACTER
VISUAL EFFECTS
VIDEO EDITING
SOUND ENGG.
GRAPHIC
SKETCHING

Advanced | 3D MAYA | Module



Advanced 3D MAYA Course Contents

In this section, you'll have the opportunity to explore the more advanced concepts of creating dynamic particle simulations and realistic lighting effects for your Maya scenes.

Maya Particle

Introduction to nParticles

- Working with Point Particles
- Working with Ball Particles
- Working with Cloud Particles
- Working with Liquid Particles
- Creating an Energy Blast Effect Using Maya nParticles
- Creating an Energy Blast Effect Using Maya nParticles



Male Model, Female Model, Transformer, Animal with Anatomy

Arnold for Maya

- Arnold Basics
- Using a Linear Workflow
- Lighting Basics
- Using Specialized Lights
- Using Arnold Materials
- Texturing
- Rendering Effects
- Render Output



What you will learn in Advanced MAYA Level

- Advanced Maya Interface
- Maya's Modeling Tools
- Animation Workflows
- UV Mapping
- Rigging Characters and Objects
- Hard-surface Modeling
- Dynamics
- Lighting and Rendering
- Shading Networks



www.3danimation
institute.com



2 Year
Diploma
with
Internship





BLENDER

3D ANIMATION : with BLENDER

SOFTWARE YOU LEARN
BLENDER™



This course is in the process of being completely remastered in Blender. Blender is a fantastic platform which enables you to make AAA-quality models which can be exported to any game engine, 3D printer, or other software.

What Can I do with Blender

- Create assets for video games.
- Make unique 3D printed gifts.
- Design your dream house, car, etc
- Express yourself through 3D artwork.
- Learn how to create 3D Models and Assets for games using Blender,

The Course is Project-based, so you will applying new skills immediately to real 3D models. You'll be amazed what you can achieve!

● BLENDER COURSE CONTENTS:

Rendering and Animation Basic Concepts

Learn Blender Interface & Screen, Working with Viewports

Creating and Editing Objects - Meshes, Tool Shelf.

- **Blender Render Engines**, Materials and Textures

Setting Up a World

- **Lighting and Cameras**: Camera Settings and Options

Using Nodes for Depth-of-Field, Green Screen (Chroma Key), and More

Lighting Types and Settings : Indirect Lighting

- **Render Settings: Rendering Movies and Images**

Ray-Tracing (mirror, transparency, shadows)

- **Lighting and Shadows**: Reflection (mirror) and Refraction (transparency)

Animation Essentials: Key-framing and Auto Key-framing, Graph Editor, Dope Sheet

- **Animating Materials, Lamps and World Settings** (and more)

Blender 3D Text Settings, **NURBS and Meta Shape Basics**

Particle Systems and , Working With Constraints: Following Paths and Curves

- **Armatures (bones and skeletons)**

Creating Fabric and Fluid Effects with Interactions

Realistic Object Interactions in Real-Time and Animations

Creating Springs, Screws, Gears and other Add-On Shapes

- **Video Motion Tracking**, Setting Up the Tracking Scene

Using Masks and Materials : Texture Mapping

Video Sequence Editor : Producing a Movie From Individual Clips and Images

- **Adding an Audio Track** ● **Exporting Models**



9833900330
9930375161

**“Be an Expert in Motion Graphics, Video Editing
Compositing, VFX After Effects, Post Production”**



Advance 2 Year Diploma in 3D Animation & Multimedia

| 3D-Max | MAYA | Character Animation | Graphic Design
| Video Editing | Visual Effects | Digital Art | Storyboarding

Advanced
3D Animation
MAYA
Character
VFX After Effects
Video Editing
Sound Engg.
Graphic Design
Storyboarding

AD3DA
10 Diplomas

Rs. ~~3,69,990~~

ORIGINAL FEES

Limited Time Offer

2 Year
Diploma
with
Internship



www.3danimation
institute.com

Dadar West
9930375161

Matunga West
9833900330

Andheri
9820936176

Why only Rs. 1,79,990

Original Fees : ~~Rs. 3,69,990~~ (All Inclusive)



AD3DA 2 Year
1,79,990
All Inclusive
Limited Time Offer

Easy EMI
Rs. 18000

Why only Rs. 1,79,990 for ALL 11 Diplomas?

1. We OWN our training premises ! We don't pay rent.

We don't have to include the rent cost in your fees !!!

2. We are NOT a franchisee.

We don't need to pay franchisee fees to anyone.

So, We don't have to include franchisee fee cost in your fees !!!



3. No unnecessary theory classes.

Only necessary theory, 90% Practicals and more practicals.

Thus, saving your precious time going through mind numbing theory classes.



- ✓ 100% Practicals
- ✓ Work on Projects
- ✓ Case Studies
- ✓ Job ASSISTANCE

9833900330





Voted #1 Course

5.0
RATING



Trained over 13,959+ Students

9930375161 | 9833900330



"CLASSROOM TRAINING AVAILABLE"

DADAR & MATUNGA WEST CENTRE ADDRESS

DADAR & MATUNGA ADDRESS:

B/2, Vimal Udyog Bhavan, 1st Floor,
Nr BPL Mobile Off,
Opp. STARCITY (MOVIE TIME) Cinema,
7 Min Walk from MATUNGA (West) Station,
12 Min from Dadar W Stn. Mumbai-400016. 9833900110 / 9833900330

GOOGLE MAP LINK DADAR/Matunga

<https://maps.app.goo.gl/nA4VmAbahyBoHNRt6>



ANDHERI WEST CENTRE ADDRESS

ANDHERI WEST ADDRESS:

PEARL PLAZA, 7th Floor, Office No.704,
Masjid Gali, 1 Minute from Station.
JUST OUTSIDE ANDHERI WEST STATION.
NEXT to new Mc-Donald. Call 9324347326

GOOGLE MAP LINK ANDHERI

<https://goo.gl/maps/vKqqSvJ6zFKcPEKX7>



ALL INCLUSIVE

- ✓ 2 Year Program
- ✓ Advance Modules
- ✓ 11 Certificates
- ✓ 18 % GST Included
- ✓ Books & Notes
- ✓ Live Projects

INTERNSHIP

www.3danimationinstitute.com



**100%
Practical
Training
on Live
Projects**



Get Training on



AUTHORISED
Training Software

CERTIPOINT

AUTHORIZED TESTING CENTER

www.certipoint.in



'AD3DA' COURSE CONTENTS : 11 DIPLOMAS



Module-1 Diploma in SKETCHING

Module-2 VISUALIZATION, SKETCHING & 2D STORY BOARDING

Module-3 Advanced GRAPHICS Diploma Digital ART

Module-4 2D Animation - Adobe ANIMATE™

Module-5 Diploma in AUTODESK 3D MAX - STUDIO 3D ANIMATION

Module-6 Diploma IN CHARACTER ANIMATION

Module-7 Diploma in Visual FX - Adobe AFTER EFFECTS

Module-8 Diploma in Video Editing - Adobe PREMIERE

Module-9 Diploma in Sound Editing Audition

Module-10 Diploma in 3D ANIMATION BLENDER™

Module-11 MAYA : Rigging, Skinning, Animation & Expressions




FINAL PORTFOLIO CREATION & Digital Marketing Skills for Personal Branding

Duration : 2 years | Regular | Fast Track Available |

11 Courses
Diplomas




[@softpro.animation.academy](https://www.instagram.com/softpro.animation.academy)

9930375161
9833900330



2 Year Program
Daily / Alternate Batch,
Weekend, Sunday,
FAST TRACK Available

GLOBALLY 
BENCHMARKED
CURRICULUM
100% Job Assistance

Get Training on

Adobe® Creative Cloud™

Trained over 13,959+ Students

What are the Career options 10th? 12th?

CONFUSED??

WHAT TO DO

**Book a Free
COUNSELING
Session**

Graphics
UI UX
3D Animation



VFX

Video Editing

Digital Marketing



Fix An Appointment



9833000440 | 9833900330

2 Year Program
Daily / Alternate Batch,
Weekend, Sunday,
FAST TRACK Available

GLOBALLY 
BENCHMARKED
CURRICULUM
100% Job Assistance

Get Training on



Trained over 13,959+ Students